

# Procedure for Online Registration for Degree Courses

- 1) Interested students who have passed HSC examination have to log on to the website [www.govtenggcollegedaman.org.in](http://www.govtenggcollegedaman.org.in) from anywhere on the internet for online registration.
- 2) The candidate has to fill up the personal details in the format as displayed in **Online Registration Form**.

## Student Registration Form Academic year 2019-2020

**Personal Details**

Name of Student	<input type="text" value="As per marksheet"/>
Name of Father	<input type="text" value="Surname + Firstname + Lastname"/>
Name of Mother	<input type="text" value="Surname + Firstname + Lastname"/>
Nationality	<input type="text" value="Nationality"/>
Gender	<input type="radio"/> Female <input type="radio"/> Male
AdharCard Number	<input type="text" value="Adharcard Number"/>
Domicile	<input type="radio"/> Yes <input type="radio"/> No
Date of Birth(DD/MM/YYYY)	<input type="text"/>
Birth Place(As per LC/TC)	<input type="text" value="Birth Place"/>
Address	<input type="text" value="House No"/>
	<input type="text" value="Street"/>
	<input type="text" value="Local Area"/>
	<input type="text" value="District"/>
	<input type="text" value="State"/>
	<input type="text" value="Pincode"/>
Email Id	<input type="text" value="Email Id"/>
Mobile No	<input type="text" value="Mobile No"/>
Father's Mobile No	<input type="text" value="Father's Mobile No"/>

3) The candidate has to fill up the Educational Details as follows:

**Educational Detail (12th STANDARD)**

HSC Seat No

University / Board

Name of Subject	Marks Obtained	Marks Out of	Practical	Marks Out Of
Physics	<input type="text"/>	/100	<input type="text"/>	<input type="text"/>
Chemistry	<input type="text"/>	/100	<input type="text"/>	<input type="text"/>
Maths	<input type="text"/>	/100		
English	<input type="text"/>	/100		
Language	<input type="text"/>	/100		
<b>Total</b>	<input type="text"/>	<b>/500</b>		

Percentage(%)

No of Attempts

**JEE Examination Detail**

Seat No

Month & Year of Passing

Physics

Chemistry


Maths

Total

All India Ranking

**Upload Document, Photos and Signature**

Select Image  No file chosen

- 4) After entering the marks if the student is not eligible, screen will appear as shown below with “Not Eligible” remark and Save & Print  option will not appear.

**Educational Detail (12th STANDARD)**

HSC Seat No

University / Board

Name of Subject	Marks Obtained	Marks Out of	Practical	Marks Out Of
Physics	<input type="text" value="40"/>	/100	<input type="text" value="25"/>	<input type="text" value="50"/>
Chemistry	<input type="text" value="45"/>	/100	<input type="text" value="25"/>	<input type="text" value="50"/>
Maths	<input type="text" value="40"/>	/100		
English	<input type="text" value="40"/>	/100		
Language	<input type="text" value="40"/>	/100		
<b>Total</b>	<input type="text" value="242"/>	/500		

Percentage(%)   
**Not Eligible**

No of Attempts

- 5) After entering the marks upload the passport size photograph on in JPEG format (File size should not be more than 1MB)

**Upload Photo**

Select Image  No file chosen


- 6) Verify the data filled up and click on “**Save and Print**” button. After clicking on the “**Save and Print**” button, a PDF file will be generated. Take two print out of the pdf file and bring it to the help centre for verification along with the original documents and self-attested copies of the documents listed in the PDF file.

**NOTE:** Kindly save the soft copy of the PDF generated for further print out and reference.

Student Registration Form

Upload Document, Photos and Signature

Select Image  No file chosen

Save PDF 

StudentPrint 1 / 3

**Student Registration Form**

Personal Details

Name Of Student	<input type="text" value="Divya Ritesh Patel"/>
Name Of Father	<input type="text" value="Patel Ritesh Ravikumar"/>
Name Of Mother	<input type="text" value="Patel Anusaya Ritesh"/>
Nationality	<input type="text" value="INDIAN"/>
AadharCard Number	<input type="text" value="750075007500"/>
Domicile	<input type="text" value="Yes"/>
Applied Category	<input type="text" value="GEN"/>
Date Of Birth (DD/MM/YYYY)	<input type="text" value="Thursday, March 01, 2001"/>

7) A sample of filled up for reference is below:

Student Registration Form Academic year 2019-2020	
<b>Personal Details</b>	
Name of Student	Divya Ritesh Patel
Name of Father	Patel Ritesh Ravikumar
Name of Mother	Patel Anusaya Ritesh
Nationality	INDIAN
AdharCard Number	750075007500
Domicile	<input checked="" type="radio"/> Yes <input type="radio"/> No
Applied Category	<input checked="" type="radio"/> GEN <input type="radio"/> SC <input type="radio"/> ST <input type="radio"/> OBC <input type="radio"/> PWD <input type="radio"/> EWS <input type="radio"/> Other
Date of Birth(DD/MM/YYYY)	01/Mar/2001
Birth Place(As per LC/TC)	Daman
Address	House No 452
	Nehru Road
	Pardi
	Nani Daman
	Daman & Diu
	396210
Email Id	daman@gmail.com
Mobile No	9875698523
Father's Mobile No	5689669666


### Educational Detail (12th STANDARD)

HSC Seat No	<input type="text" value="B-32123"/>			
University / Board	<input type="text" value="Gujarat Board"/>			
Name of Subject	Marks Obtained	Marks Out of	Practical	Marks Out Of
Physics	<input type="text" value="80"/>	<input type="text" value="/100"/>	<input type="text" value="45"/>	<input type="text" value="50"/>
Chemistry	<input type="text" value="90"/>	<input type="text" value="/100"/>	<input type="text" value="44"/>	<input type="text" value="50"/>
Maths	<input type="text" value="85"/>	<input type="text" value="/100"/>		
English	<input type="text" value="78"/>	<input type="text" value="/100"/>		
Language	<input type="text" value="77"/>	<input type="text" value="/100"/>		
Total	<input type="text" value="410"/>	<input type="text" value="/500"/>		
Percentage(%)	<input type="text" value="86"/>			
No of Attempts	<input type="text" value="1"/>			

### JEE Examination Detail

Seat No	<input type="text" value="355624"/>
Month & Year of Passing	<input type="text" value="05/2019"/>
Physics	<input type="text" value="12"/>
Chemistry	<input type="text" value="25"/>
Maths	<input type="text" value="65"/>
Total	<input type="text" value="102"/>
All India Ranking	<input type="text" value="1245"/>

### Upload Document, Photos and Signature

Select Image	<input type="button" value="Choose Files"/> No file chosen
	<div style="border: 1px solid black; padding: 5px; text-align: center;"><p>Photo</p></div>

- 8) The candidate then has to reach the respective help centre as specified in the prospectus along with the **Registration Details** and **Rs. 200/- as Registration Fees**.

- 9) The Help Centre In-charge will verify the Registration Details and Photocopies of relevant documents with originals. The observer will retain **Registration Details** and set of self-attested documents, and issue the Registration Slip with signature and seal to the candidate, **it is mandatory for candidates to confirm the registration at Help Centre and obtain Registration Slip, without which candidate shall not be eligible for admission process**
- 10) After successful completion of registration process, a provisional Merit List will be displayed as per the schedule.